




your complete office solution...



# Educational Seating

design ► supply ► deliver ► install

# Contents

<b>Chairs &amp; Stools</b>	GEO Skid Base / Reverse Cantilever	5
	GEO Student ICT	6
	GEO Stool	7
<b>Poly Chairs</b>	Poppy Chair	8
	LOT Poly Chairs	9
	Poly Stacker Chair	10
	Poly Range	11
	Poly Comfort Chair	12
	Skid Base Chairs	13
	CB05 Chair	14
	Low Back Stool - ASL / Skid	15
Poly Stools	16	
<b>Wooden Stools</b>	Stools with Wooden Tops	17
	Heavy Duty Industrial Stools	18
<b>Educational Seating</b>	Fixed Back Student ICT Chairs	19
	Operator / Task Seating	20
	Draughtsman's / Laboratory Chairs	21
<b>Soft / Easy Seating</b>	Urban bench	22 - 23
	Neptune Modular Seating	24
	Puzzle	25
	Tub Chair with Settee & Table	26
	Deluxe Wooden	27
	Wooden	28
	3000 Range	29
	Metal Framed Low Easy Seating	30
	Heavy Duty Low Easy Seating	31
Blackwood - Lounge / Reception Seating	32	
<b>Conference / Visitor Seating</b>	Brad	33
	Urban Stacking Chair	34 - 35
	Mariquita & Nuke	36
	Ari & Loola	37
	Arrow & Replay	38
	Flash	39
	Swing	40
	Public	41
	607	42
	600	43
	Multi-purpose Wooden Framed Stacking Chairs / Heavy Duty	44
	Multi-purpose Heavy Duty Chairs	45
	Traditional Side Stacking Chair	46
	Chrome Cantilever Chair	47
Folding Chair	48	
<b>Function Chairs</b>	The Royal Range	49 - 50
	The Coronet Range	51 - 52
	Consort / Y-Back / Taj Mahal / Mitre	53
	Aluminium	54
<b>Tables &amp; Benches</b>	The Economy Range	55
	Core Range	56 - 57
	The Contour Range	58
<b>Bistro Seating</b>	Bistro Seating	59 - 60
<b>Fast Food</b>	4 Seater Single & Double Entry Units	61
<b>Beam Seating</b>	GEO	62
<b>Fabric Options</b>	Advantage / Xtreme / Main Line Plus / Figaro	63 - 64

# Chairs & Stools

## GEO Poly 4 Legged

The new Geo poly four legged chair forms part of the new Geo range, a modern fresh design the Geo four leg is ideal for classroom use. The Geo four leg is available in four heights as standard along with ten shell colours and six frame colour options. Geo four leg poly stacks up to eight high and has passed EN1729 parts 1 and 2 for strength and ergonomics. The standard steel frame is 19mm dia, however there is an optional 25mm frame available. Seat pads and links can be added if required and also a trolley is available.

### GEO Poly 4 Legged Seat dimensions

Code	Seat height	Overall width	Overall depth
GEO 1	460mm	500mm	460mm
GEO 2	430mm	500mm	460mm
GEO 3	380mm	440mm	420mm
GEO 4	350mm	440mm	420mm

- Available with chunky leg frame

- Available with seat pad



# Chairs & Stools

## GEO Poly 4 Legged



**GEO Poly 4 Legged**

GEO 4




GEO 3

GEO 2







GEO 1



### Shell Colours

	
Yellow	Lime
	
Ocean	Sky
	
Flame	Mulberry
	
White	Red
	
Slate	Onyx

### Frame Colours

	
Light Grey	Chrome Silver
	
Textured Silver	Dark Grey
	
Black	Charcoal

# Chairs & Stools

## GEO Skid Base



**GEO Skid Base Seat Dimensions**

Code	Seat height	Overall width	Overall depth
GEO 20	460mm	520mm	525mm
GEO 21	430mm	520mm	525mm
GEO 22	380mm	460mm	470mm
GEO 23	350mm	460mm	470mm

## GEO Reverse Cantilever

The New GEO Skid Base and Reverse Cantilever chairs conform to EN1729 Parts 1 & 2. The Reverse Cantilever frame allows for the chair to hang on the classroom desk to allow easy floor cleaning.

The Skid Base frame allows for easy movement across floors.



**Shell Colours**

Yellow	Lime
Ocean	Sky
Flame	Mulberry
White	Red
Slate	Onyx

**Frame Colours**

Light Grey	Chrome Silver
Textured Silver	Dark Grey
Black	Charcoal

**GEO Reverse Cantilever Seat Dimensions**

Code	Seat height	Overall width	Overall depth
GEO 10	460mm	530mm	500mm
GEO 11	430mm	530mm	500mm











# Chairs & Stools

## GEO Student ICT

The GEO ICT Swivel has been designed to give excellent ergonomic posture. Easy to use gas lift height adjustment and supplied with a choice of castors or glides, black or chrome base.



### Shell Colours

		
Yellow	Lime	Slate
		
Ocean	Sky	Onyx
		
Flame	Mulberry	White
		
Red		

### GEO Student ICT Seat Dimensions

Code	Seat height	Overall width	Overall depth
GEO 30	390-520mm	600mm	600mm
GEO 31	390-520mm	600mm	600mm
GEO 32	400-480mm	500mm	460mm







# Chairs & Stools







## GEO Stool

The new GEO stool is available in three heights along with a range of shell and frame colours. A modern British design, the GEO stool form part of the GEO range, suitable for many sectors. Geo offers a modern look to any environment.

### Shell Colours

	
Yellow	Lime
	
Ocean	Sky
	
Flame	Mulberry
	
White	Red
	
Slate	Onyx

### Frame Colours

	
Light Grey	Chrome Silver
	
Textured Silver	Dark Grey
	
Black	Charcoal



### GEO High Stool Seat dimensions

Code	Seat height	Overall width	Overall depth
GEO 40	795mm	530mm	550mm
GEO 41	735mm	530mm	550mm
GEO 42	685mm	530mm	550mm
GEO 43	610mm	530mm	550mm

# Poly Chairs

## Poppy Chair



The Poppy Chair is a durable comfortable all polymer chair, light and easy, and stacks 8 high. The Poppy chair has been designed for the Contract and Education environments.

### Poppy Chair Seat Dimensions

Code	Overall height	Overall width	Overall depth	Seat height
POPPY	790mm	500mm	510mm	460mm

### Colours

Cream	Grey	Pink
Black	Blue	Light Blue
Purple	Red	White
Orange	Yellow	

Fira Tested EN 1729 : 2006 Parts 1 & 2  
EN 15373-2007 European Contract Standard





# Poly Chairs

## LOT Poly Chairs

Ergonomic seat shape with 360 degree seating platform, good lumbar support which flexes to the users movement, lightweight and easy to handle. Suitability for General Contract, Classroom, ICT, Dinning and Breakout environments.



### LOT Poly Chair Seat Dimensions

Code	Overall height	Overall width	Overall depth	Seat height
LOT 1	800mm	500mm	570mm	460mm
LOT 2	800mm	500mm	570mm	460mm
LOT 3	730-860mm	500mm	570mm	390-520mm
LOT 4	1080mm	500mm	570mm	740mm

### Colours



Fira Tested EN 1729 : 2006 Parts 1 & 2  
EN 15373-2007 European Contract Standard



# Poly Chairs

## Poly Stacker Chair



ACF



ACE

The lightly textured Polypropylene chairs are produced at the highest quality and are also supplied in a number of colours. They are moulded to the shape of a comfortable sitting position giving you the correct body posture.

This chair meets EN1729 part 2 requirements and can be stacked with great stability up to 20 seats high.

The 19mm diameter four legged steel frames can be plastic coated or Epoxy powder coated to give maximum life.

### Additional Linking Features



Can be stacked on top of each other with great stability.

### Shell Colours

Red	Green	Petrol Blue
Burgundy	Charcoal	Light Grey
Brown	Black	Beige
White	Orange	Hi Green
Hi Blue	Yellow	Purple

### Frame Colours

Light Grey	Chrome Silver	Black
Textured Silver	Dark Grey	Charcoal

- Other colours available on request

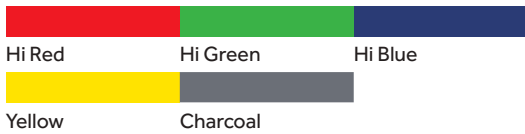
# Poly Chairs

## Poly Range

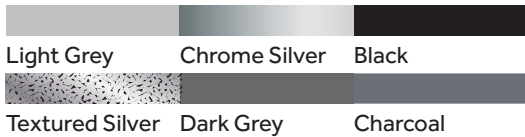
This range comes in a number of sizes and colours to meet the needs of both educational and conference requirements. They are moulded to the shape of a comfortable sitting position giving you the correct body posture. These seats meet the EN1729 part 2 requirements and can be stacked with great stability up to 10 seats high. This range of chairs can also be supplied linked.



### Shell Colours



### Frame Colours



- Other colours available on request

**info** Can be stacked on top of each other with great stability.



### Poly Range

ACD	ACC	ACB	ACA
-----	-----	-----	-----

### Poly Range Chair Seat Dimensions

Size	Code	Seat Height	Seat Width	Seat Depth	Overall height	Overall width	Overall depth
1	ACA	260mm	335mm	275mm	525mm	385mm	365mm
2	ACB	310mm	335mm	275mm	575mm	385mm	395mm
3	ACC	350mm	380mm	325mm	615mm	420mm	445mm
4	ACD	380mm	380mm	325mm	645mm	420mm	465mm
5	ACE	430mm	440mm	365mm	725mm	490mm	475mm
6	ACF	460mm	440mm	365mm	755mm	490mm	495mm

# Poly Chairs

## Poly Comfort Chair



A combination of our Polypropylene Stacking Chair with our seating upholstery pads creating a comfortable experience. The pads can be fitted to both seat and back (ACF SBP) or seat only (ACF SP). Giving you the choice for comfort. We can also supply a wide range of materials and colours for your needs.

### Shell Colours

Red	Green	Petrol Blue
Burgundy	Charcoal	Light Grey
Brown	Black	Beige
White	Orange	Hi Green
Hi Blue	Yellow	Purple

### Frame Colours

Light Grey	Chrome Silver	Black
Textured Silver	Dark Grey	Charcoal

- Other colours available on request





# Poly Chairs

## Skid Base Chairs



### AGP - with optional seat and back padding

Robust steel chassis carefully designed to like the screw fixing points of the shell to accommodate gas lift mechanism, seat height 390 - 520mm. Available with Poly Shell (AGP), Poly Shell with Seat Pad (AGPSB) and Poly Shell with Seat and back (AGPSBP).



Optional Lecture Tablet

### The Lecture Tablet Chair

The Lecture Tablet Chair provides all you would expect from the standard Poly chair but with the added option of a writing tablet. Each chair is fitted with 2 brackets to enable the Tablet to suit either Right or Left handed writing (Writing Tablet must be ordered separately). We can also supply a wide range of materials and colours for your needs. The frame colours are the same as our ACF range (Page 13-14) and can be fitted with our Additional Linking Features.



Optional Skid Base - 552mm wide

### Skid Base Chair

The triangular shaped skid frame is designed for its strength and 'skid' floor-friendly features. This skid based chair is available with seat heights of 460mm or 430mm and will stack 4 high. Lecture Tablet not available for skid base version. If you require a standard table with this model chair please allow extra width. Writing Tablet suitable for use with ACF (ACFL) and ACE (ACE L) poly chairs only. Not suitable for use with the Skid Base version.



# Poly Chairs

## CB05 Chair



CB05




CB05SP

The CB05 Chair offers an alternative to the classic Poly design. The lightweight chair securely stacks up to 10 high. The chair can be fitted with an upholstered seat pad in a choice of fabric styles and colours (see pages 84 & 85). The steel frame is finished in Black as standard but, other finishes are available on request.

### CB05 Chair Seat Dimensions

Code	Seat Height	Seat Width	Seat Depth	Overall height	Overall width	Overall depth
CB05	430mm	450mm	350mm	725mm	490mm	470mm
CB05SP	430mm	450mm	350mm	725mm	490mm	470mm

### Shell Colours



- Other colours available on request

### Additional Linking Features



Tubular Link



Top Bar Link



# Poly Stools

## Low Back Stool - ASL



Our Low Back Stools have been designed to the shape of how the body should sit when under a high top table, giving the maximum comfort.

The 19mm diameter four legged steel frames are coated in an Epoxy Powder coat finish to give maximum life.

A 19mm diameter 'U' bracing-bar has also been added to give extra strength to the high frame.

**info** Designed to hook onto each other when stacking. Can be stacked 10 high.

## Low Back Stool - ASL Skid



### Shell Colours

Lime	Red
Blue	Charcoal
Green	Yellow

### Frame Colours

Light Grey	Chrome Silver
Textured Silver	Dark Grey
Black	Charcoal

### Low Back Stool - ASL Dimensions

Code	Height	Width	Depth
ASL1	445mm	400mm	375mm
ASL2	560mm	400mm	375mm
ASL3	610mm	400mm	375mm
ASL4	685mm	400mm	375mm
ASL5	755mm	400mm	375mm

### Low Back Stool - ASL Skid Dimensions

Code	Height	Width	Depth
ASLSK1	445mm	485mm	420mm
ASLSK2	560mm	485mm	420mm
ASLSK3	610mm	485mm	420mm
ASLSK4	685mm	485mm	420mm
ASLSK5	755mm	485mm	420mm

# Poly Stools

## Poly Stool


This Polypropylene Stool is designed with a flat seat which allows stacking to be very easy.

The 22mm diameter four legged steel frames are coated in an Epoxy Powder coat finish to give maximum life.


### Poly Stool Dimensions

Code	Height	Width	Depth
AS1	445mm	335mm	295mm
AS2	560mm	335mm	295mm
AS3	610mm	335mm	500mm
AS4	685mm	335mm	295mm
AS5	755mm	335mm	295mm

### Shell Colours



### Frame Colours



## Solid Beech Wooden Stool

This Wooden Stool range is available in 3 heights. The stool tops also come with an additional hand hole.

### Solid Beech Wooden Stool Dimensions

Code	Height	Width	Depth
SB1	560mm	310mm	310mm
SB2	610mm	310mm	310mm
SB3	685mm	310mm	310mm



# Wooden Stools

## Stools With Wooden Tops

The design of this stool allows it to be lifted with ease via the useful hand hole on the top of the wooden seat.

The 22mm diameter four legged steel frames are coated in an Epoxy Powder coat finish to give maximum life. A 22mm diameter bracing-bar has also been added to give extra strength to the high frame.

We supply a wide range of tops with or without hand holes. Our tops come in 18mm ply or laminated MDF with a clear lacquered edge.

### Stools with Wooden Tops Dimensions

Code	Height	Width	Depth
DGW1	445mm	300mm	535mm
DGW2	560mm	300mm	535mm
DGW3	610mm	300mm	535mm
DGW4	685mm	300mm	535mm



**Info** Tops come with holes on request.



## Heavy Duty Wooden Top Stools

The Heavy Wooden Top Stool range is manufactured using a 25mm square crushed robust frame. A 19mm diameter bracing-bar has also been added to give extra strength to the heavy duty frame.

### Heavy Duty Wooden Top Stools Dimensions

Code	Height	Width	Depth
HDS1	445mm	300mm	300mm
HDS2	510mm	300mm	300mm
HDS3	560mm	300mm	300mm
HDS4	610mm	300mm	300mm
HDS5	685mm	300mm	300mm



### Seat Colours

Beech	Red
Blue	Ply
Green	Yellow

### Frame Colours

Light Grey	Chrome Silver
Textured Silver	Dark Grey
Black	Charcoal

HDS - 25 x 25mm



# Wooden Stools

## Heavy Duty Industrial Stools

Our Heavy Duty Industrial Stools are designed to produce maximum comfort when sat under a high top table.

Pads can be fitted to seat and back (HC SBP) or seat only (HC SP), giving you the choice of comfort.

The 19mm diameter four legged steel frames can be plastic coated or Epoxy powder coated to give maximum life.

### Stools with Wooden Tops Dimensions

Code	Height	Width	Depth
HC1	610mm	490mm	475mm
HC2	660mm	490mm	475mm
HC3	735mm	490mm	475mm

Please see page 13 for frame and shell colour options



## Upholstered Square Stools

Our Upholstered Square Stools are produced with square foam pads and can be upholstered in a variety of fabrics.

We can also supply with back rests (optional).

The straight square four legged steel frames are coated in an Epoxy Powder coat finish to give maximum life.

A square steel bracing-bar has also been added to give extra strength to the high frame.

### Upholstered Square Stools Dimensions

Code	Height	Width	Depth
D11	445mm	330mm	330mm
D12	560mm	330mm	330mm
D13	610mm	330mm	330mm





# Educational Seating

## Fixed Back Student ICT Chairs

### LA10 - High Back

Fixed high back computer chair. Manual height adjustment, with glides as standard (Gas height adjustment and castors available on request).

### 643 - Medium Back

Manual height adjustment, with castors as standard (Gas height adjustment and glides available on request).

**Seat Height:** 440-510mm (with castors).  
643GL is the Gas Lift version.

### 743 - Infant Medium Back

Manual height adjustment, with glides as standard (Castors available on request).

**Seat Height:** 320-410mm (with glides).

### 843 - Junior Medium Back

Manual height adjustment, with glides as standard (Gas height adjustment and castors available on request). **Seat Height:** 400-480mm (with castors).



LA10 - High Back



643 - Medium Back



843 - Junior Medium Back



743 - Infant Medium Back

# Educational Seating

## Operator/Task Seating

Our Operator / ICT seating has been specifically designed for Office, Computer rooms, Libraries, and Study rooms. These chairs incorporate gas lift, back rake and back height adjustment. The seat and back are generously upholstered with or without arms, with a choice of two back sizes to suit every need and budget.



TF03AA - High Back Adjustable Armchair



TF04 - High Back Armchair



TF01 - Medium Back Chair

### Operator / Task Seating Dimensions

Code	Description	Overall Height	Seat Height	Seat Width	Seat Depth
TF01	Medium Back Chair	880-1020mm	450-580mm	480mm	450mm
TF01AA	Medium Back Adjustable Armchair	880-1020mm	450-580mm	585mm	450mm
TF02	Medium Back Armchair	880-1020mm	450-580mm	585mm	450mm
TF03	High Back Chair	880-1190mm	450-580mm	480mm	450mm
TF03AA	High Back Adjustable Armchair	880-1190mm	450-580mm	585mm	450mm
TF04	High Back Armchair	880-1190mm	450-580mm	585mm	450mm
TF05AA	De-lux High Back Adjustable Armchair	880-1190mm	450-580mm	585mm	450mm

# Educational Seating

## Draughtsman's Chairs

These two draughting chairs with medium or high back incorporate full circle foot rings and glides for safe operation. These chairs are ideally suited at counter or draughting height areas. Chairs are adjustable by gas lift and back rake adjustment.

Code	Seat Height	Seat Width	Seat Depth
TF03FRD	630-900mm	480mm	450mm
TF01FRD	630-870mm	480mm	450mm



## Laboratory Chairs

A range of tough wearing chairs that offer durability in the workplace. Contoured seat and back with gas height adjustment.

Code	Seat Height	Seat Width	Seat Depth
IND01	560-830mm	470mm	430mm
IND02	530-790mm	360mm	320mm
IND03	530-790mm	360mm	360mm



# Soft Seating

## Urban Bench

Urban Bench has connecting tables with low upholstered benches and matching coffee tables. The Urban Benches and connecting tables have been designed to allow clients flexibility to use space efficiently. Urban Bench and Table units are free-standing to ensure total flexibility. This modern design means that Urban Bench looks good as a single bench unit or in large configurations. Urban Bench and matching tables offer a stylish solution for any environment.



Code	Height	Width	Depth
URBAN 100	450mm	1200mm	450mm
URBAN 101	450mm	810mm	450mm
URBAN102	450mm	450mm	450mm
URBAN 103	450mm	700mm	450mm
URBAN 104	250mm	450mm	450mm
URBAN 105	250mm	1160mm	450mm
URBAN 106	250mm	1160mm	810mm
URBAN 107	250mm	1160mm	1160mm



URBAN 100



URBAN 101




URBAN 102




URBAN 103





# Soft Seating Urban Bench




## Laminated Table Top Colours



## Frame Colours



URBAN 107



URBAN 106



URBAN 105



URBAN 104





## Soft Seating

# Neptune Modular Seating

New Neptune is a versatile range of reception / breakout seating that can be configured in many layout options. The range is available as a single cube, single wedge, double cube and double wedge.

The single and double cube can be supplied with backs, or in large configurations.

421 - Double Wedge



With back 4233



422



With back 4222

423 - Double Cube



420 - Single Wedge



# Soft Seating Puzzle

Bold, contemporary well designed seating to make an impact. Puzzle offers a range of circular seating modules in five different shapes that create limitless configurations with creative landscapes.



429

CLOVER STOOL



428

PEANUT STOOL

Code	Seat Height	Overall Width	Overall Depth
424	460mm	450mm	450mm
425	460mm	450mm	450mm
428	460mm	950mm	450mm
429	460mm	950mm	675mm

Also available with seat height at 385mm or 355mm. Please enquire for details.



425

CYLINDER STOOL



424

CRESCENT STOOL

# Soft Seating

## Tub Chair with Settee & Table

The superb Tub Chair with Settee & Table offer unmatched comfort and style. Fully panel sewn in all standard fabrics, vinyls and leathers.



Code	Seat Height	Overall Width	Overall Depth
RTC1	460mm	690mm	680mm
RTC2	460mm	1290mm	680mm
RTT2	-	600mm	600mm

Code	Seat Height	Seat Width	Seat Depth
RRU1	460mm	600mm	500mm
RRU30	460mm	285mm	500mm
RRU60	460mm	406mm	500mm

\*Each arm adds 80mm to the overall chair width



RRU1L - Left Arm  
RRU1R - Right Arm  
RRU02 - Double Arm



RRU1 - No Arms  
RRU30 - 30° Unit  
RRU60 - 60° Unit

## Talbot Reception Area Range

Fully upholstered Talbot units can be arranged to form any seating arrangement. Internal & external corner units available on request.



# Easy Seating

## Deluxe Wooden

An attractive collection of Wooden Frame furniture, for Reception and Lounge areas, offering good looks comfort and flexibility. Generously upholstered with Solid Beech Frames and Complementary Coffee Table.

- Curved seat pad to ensure the comfort in all areas.

**info** Available with arm Left or Right handed - Right Hand Shown.



Code	Overall Height	Overall Width	Overall Depth	Seat Height	Seat Width	Seat Depth
412	730mm	580mm	610mm	440mm	530mm	510mm
413	730mm	620mm	610mm	440mm	530mm	510mm
413LH	730mm	600mm	610mm	440mm	530mm	510mm
413RH	730mm	600mm	610mm	440mm	530mm	510mm
414	330mm	600mm	600mm	-	-	-
415	330mm	1200mm	600mm	-	-	-



412  
Heavy Duty Deluxe Wooden  
Framed Easy Chair

413  
Heavy Duty Deluxe Wooden  
Framed Easy Armchair

415  
Wooden Matching Coffee Table



# Easy Seating

## Wooden

With incorporated Heavy Duty Metal Sub-Frame for extra Strength. The range is an ideal option for Staff room, Student Accommodation and Reception areas.

The Classic Wooden Frame incorporating a heavy Duty Metal Sub-Frame for extra Strength, and generously upholstered seat and back and complementary Coffee Table (H 330mm x W 560mm x D 560mm).



452W - Two Seater Wooden Low Easy Settee with Arms & Metal Sub-Frame



450W - Wooden Low Easy Chair with Metal Sub-Frame



455W - Wooden Easy Armchair with Metal Sub-Frame



414 - Wooden Matching Coffee Table

Code	Overall Height	Overall Width	Overall Depth	Seat Height	Seat Width	Seat Depth
450W	730mm	540mm	560mm	400mm	520mm	510mm
452W	730mm	1070mm	560mm	400mm	1030mm	510mm
455W	730mm	540mm	560mm	400mm	520mm	510mm
414	330mm	600mm	600mm	-	-	-

All chairs in this range are strengthened with a metal sub-frame.





# Easy Seating

## 3000 Range

This seating range is a popular, value for money option, with round 32mm tube frames and soft curves offering an alternative choice for receptions, lounges and staff-rooms. With a choice of various coloured frames and deep curved cushioned seats, backs and arms for extra comfort.

Available as a unit chair, one arm unit chair (LH or RH when stated), arm chair and two seater unit. Available with matching square table with beech laminate top.



3099 - Two Seater Low Easy Settee with Arms



3010 - Coffee Table



3011 - Low Easy Armchair Left or Right Hand Arm

Code	Overall Height	Overall Width	Overall Depth	Seat Height
3099	830mm	1270mm	700mm	420mm
3088	830mm	675mm	700mm	420mm
3077	830mm	610mm	700mm	420mm
3011	830mm	650mm	700mm	420mm
3010	330mm	600mm	600mm	-

# Easy Seating

## Metal Framed Low Easy Seating

The range of traditional steel framed Low Easy Seating. Manufactured with durable 25mm steel coated in epoxy powder. Deep padded seat and back offers comfort for the user. Also Available with 2, 3 and 4 seater settees, with complementary coffee tables.



Code	Overall Height	Overall Width	Overall Depth	Seat Height	Seat Width	Seat Depth
D7	750mm	520mm	580mm	400 - 410mm	520mm	460mm
D8	750mm	570mm	580mm	400 - 410mm	570mm	460mm
D9	750mm	520mm	580mm	400 - 410mm	520mm	460mm
CFT 600	340mm	600mm	600mm	-	-	-
CFT 1200	340mm	1200mm	600mm	-	-	-



# Easy Seating

## Heavy Duty Low Easy Seating

These comfortable chairs look great in any waiting area, work environment, school, university and many more areas. The extra strong sturdy metal frames with extra thick foam offer seating comfort. Matching coffee table completes the range.



Code	Overall Height	Overall Width	Overall Depth	Seat Height	Seat Width	Seat Depth
304	840mm	530mm	610mm	410mm	510mm	510mm
305	840mm	560mm	610mm	410mm	510mm	510mm
306	340mm	600mm	600mm	-	-	-

## Upholstered Curved Stools

The unique curved styling of this corner seating provides infinite opportunities to create an inviting area. The stool can be used between bays of shelving to provide comfy reading niche or group together for a special reading area. High-density foam seat cushion for comfort and durability. Robust 25mm square tube frame. Also available in 32mm diameter round tube.



Code	Overall Height	Overall Width	Overall Depth
CS	460mm	870-440mm	540mm



# Easy Seating

## Blackwood

Our Blackwood is a high quality extra high back wooden armchair. Natural beech frame with deep cushioned seat, and extra high deep cushioned back for extra comfort. The Blackwood has elegance and style and will stand out in any environment.

Code	Height	Width	Depth	Seat Height	Seat Width	Seat Depth
SD608	980mm	690mm	750mm	400mm	530mm	520mm



SD608

## Lounge/ Reception Seating

An attractive choice of Lounge, Reception or waiting area seating with a new improved design. With their supportive high back and strong laminated beech frame, these chairs come in 4 types; unit chair, unit chair with left or right arm and armchair. These chairs can be used singly or butted together to form continuous seating. A matching coffee table in two sizes with a laminated beech top completes the range.



409

4115



408

4114

Code	Height	Width	Depth	Seat Height
408	930mm	545mm	585mm	480mm
409	930mm	545mm	585mm	480mm
410	930mm	545mm	585mm	480mm
411	930mm	545mm	585mm	480mm
4114	430mm	495mm	485mm	-
4115	430mm	900mm	485mm	-



# Conference/Visitor Seating

## Brad

This is an ideal range of multi-purpose chairs, to suit many environments. Sled Chrome Base offers robustness and easy high density stacking to 20 chairs on the Chair trolley. Polypropylene seat and backrest, which have an upholstered seat, and upholstered seat and back. Further options of Arms, and Arm with Writing tablet are available.

- Shaped moulded back
- Strong durable frame and back support
- Exceptionally strong skid base frame
- Feet buffers
- Seat Pad

Code	Overall Height	Overall Width	Overall Depth	Seat Height
BRAD	845mm	540mm	510mm	470mm



BRAD 02 - Skid Base



BRAD 02 SP - Skid Base



BRAD 01 - 4 Legged



BRAD CT - Chair Trolley



# Conference/Visitor Seating

## Urban Stacking Chair

A very durable chair with great stackability. The Urban is perfect for a number of environments, from Classrooms and Halls, to meeting and conference rooms. The Urban Stacks 25 on a trolley, and 10 high on its own. Solid durable round steel frame, which can come in various frame colours; Chrome Silver, Light Grey, Black, Charcoal and White.

Code	Overall Height	Overall Width	Overall Depth	Seat Height
URBAN 1	845mm	515mm	550mm	470mm
URBAN 1A	845mm	600mm	550mm	470mm

### Frame Colours

Light Grey      Chrome Silver

Black              Charcoal

White

- Available with Chrome Plated or Chrome Effect Frame



UT - URBAN Trolley

# Conference/Visitor Seating Urban Stacking Chair



URBAN 1.A - Skid Base with Arms





# Conference/Visitor Seating

## Mariquita

A contemporary design ideal for many environments. Mariquita is available as a 4 leg, skid, task chair, beam and also stool. A unique design individual Mariquita adds a touch of design to any area. Available in 8 shell colours all with chrome frame.

Code	Overall Height	Overall Width	Overall Depth	Seat Height
MARIQUITA SK	790mm	605mm	535mm	450mm
MARIQUITA 4	790mm	550mm	530mm	450mm



## Nuke

New for 2017, Nuke is a fresh new design made from one piece injection moulded polypropylene. Easy to clean and with great ergonomics design Nuke fits into many modern environments. Stacks up to 10 high, available in vibrant 8 colours.

Code	Overall Height	Overall Width	Overall Depth	Seat Height
NUKE	810mm	540mm	520mm	460mm
NUKE ARM	810mm	620mm	520mm	460mm



# Conference/Visitor Seating

## Ari

A modern stylish design, Ari can be used in many environments. Ari is available as a 4 leg, skid, task and beam chair. It comes with a chrome frame and a choice of 8 shell colours. Stacks up to 10.

Code	Overall Height	Overall Width	Overall Depth	Seat Height
ARI 4	850mm	510mm	540mm	450mm
ARI SKID	840mm	560mm	580mm	450mm



## Loola

A new design from 2017, Loola is available in a combination of 8 shell colours all available with a sturdy 4 leg chrome frame. Stacks 6 high.

Code	Overall Height	Overall Width	Overall Depth	Seat Height
LOOLA	810mm	540mm	530mm	450mm



# Conference/Visitor Seating

## Arrow

New to Advanced in 2017, Arrow is a premium high density stacking chair. Available in 6 shell colours and chrome frame. Arrow is available with either a 4 leg or skid frame. Stacks up to 25 high on a trolley.

Code	Overall Height	Overall Width	Overall Depth	Seat Height
ARROW	790mm	540mm	570mm	450mm



## Replay

A comfortable stacking chair. Replay is available in 5 standard colours. It can stack up to 10 high. Upholstered seat and back pads are available to further enhance the comfort.

Code	Overall Height	Overall Width	Overall Depth	Seat Height
REPLAY	810mm	540mm	570mm	460mm





# Conference/Visitor Seating Flash

Modern bistro chair, manufactured with a bright chrome frame and durable polypropylene shell, Flash is ideal in breakout areas. Stacks 6 high. Available in 8 colours.

Code	Overall Height	Overall Width	Overall Depth	Seat Height
FLASH	820mm	520mm	490mm	440mm



# Conference/Visitor Seating

## Swing

A refined modern design, Swing is ideal for any environment. The range includes two chairs, with 4 legged and Sled base, with and without arms. Both chairs stack 10 high. There is also a Poseur stool on a 4 legged frame.

All the frames are Chrome, and there is a choice of 10 shell colours. There is also a Chair Trolley to transport 10 chairs.

- Compact 525mm width.

### Shell Colours

Black	White
Blue	Red
Orange	Dark grey
Light Grey	Bordeaux
Ivory	Yellow



SWING 3



SWING 1A



SWING 1

Code	Description	Overall Height	Overall Width	Overall Depth	Seat Height
SWING 1	Swing Compact 4 legged plastic stacking chair	810mm	525mm	435mm	470mm
SWING 1A	Swing Compact 4 legged plastic stacking armchair	810mm	525mm	435mm	470mm
SWING 2	Swing Compact Skid Base plastic stacking chair	810mm	525mm	435mm	470mm
SWING 2A	Swing Compact Skid Base plastic stacking armchair	810mm	525mm	435mm	470mm
SWING 3	Swing Poseur Stool	1115mm	535mm	435mm	777mm

# Conference/Visitor Seating

## Public

A versatile chair ideal for halls and auditoriums, heavy duty, in black polypropylene. Sturdy skid frame with linking feet, upholstered seat and back are optional.

Silver or chrome skid frame, stackable, with an optional chair trolley.



PUBLIC CT - Chair trolley



PUBLIC 01 WT - Skid base with writing tablet

Code	Overall Height	Overall Width	Overall Depth	Seat Height
PUBLIC	755mm	490mm	440mm	450mm



PUBLIC 01 SP  
Skid base with seat pad



PUBLIC 01 SPBP  
Skid base with seat & back pad



PUBLIC 01  
Skid base

# Conference/Visitor Seating

## 607

This range has been designed with durability in mind. A versatile chair with or without Writing Tablet. It is ideal for any multi-seating environment such as Training, Conference and Lecture areas. It has a deep curved, contoured seat and back with a flat sided oval frame. The chair has been designed to fit 2 chairs underneath a 1200 x 600mm table.



607



607 WOOD



2 chairs will fit underneath a 1200 x 600 table



Stacks 10 high



607WT - Writing Tablet Chair

Code	Overall Height	Overall Width	Overall Depth	Seat Height	Seat Width	Seat Depth
607	810mm	470mm	510mm	470mm	390mm	430mm
607 WOOD	810mm	470mm	510mm	470mm	390mm	430mm
607WT	810mm	470mm	510mm	470mm	390mm	430mm

\*607 chair constructed with Plywood seat and back only (see images on p59).



# Conference/Visitor Seating

## 600

This range has been designed with durability in mind. A versatile chair with or without Writing Tablet. It is ideal for any multi-seating environment such as Training, Conference and Lecture areas. It has a deep curved, contoured seat and back with a flat sided oval frame.

601 - Plastic inners & outers with upholstered seat & back  
 601UPH - Upholstered Plywood seat & back for heavy duty use



600 - Plastic inners & outers with upholstered seat & back  
 600UPH - Upholstered Plywood seat & back for heavy duty use



Illustrations of the construction of 600UPH/601UPH, pre-upholstery. Plywood attached to frame using T-nutted fixings.



Code	Overall Height	Overall Width	Overall Depth	Seat Height	Seat Width	Seat Depth
600	820mm	545mm	520mm	470mm	470mm	420mm
600UPH	820mm	545mm	520mm	470mm	470mm	420mm
601	820mm	595mm	520mm	470mm	470mm	420mm
601UPH	820mm	595mm	520mm	470mm	470mm	420mm

\* Writing tablet also available for this model.



## Conference/Visitor Chairs

### Multi-purpose Wooden Framed Stacking Chairs

This wooden range offers supreme comfort with generous deep upholstery and a new improved design. Solid beech laminated stacking frames with choice of side or arm chair.



407



406

Code	Overall Height	Overall Width	Overall Depth	Seat Height	Seat Width	Seat Depth
406	900mm	585mm	590mm	470mm	585mm	590mm
407	900mm	585mm	590mm	470mm	585mm	590mm

### Multi-purpose Heavy Duty Wooden Framed Stacking Chairs

An attractive collection of Wooden frame stacking chairs, with generously upholstered seat and back. Designed specifically for multiple seating requirements.



90W - Heavy Duty  
Bentwood Stacking Chair



100W - Heavy Duty  
Bentwood Stacking Armchair

Code	Overall Height	Overall Width	Overall Depth	Seat Height	Seat Width	Seat Depth
90W	860mm	580mm	570mm	450mm	580mm	570mm
100W	860mm	580mm	570mm	450mm	580mm	570mm

# Conference/Visitor Stacking Chairs

## Multi-purpose Heavy Duty Chairs

Available as a cantilever, 4 legged frame (which stack up to 4 high) or 5 star base (supplied with castors as standard). Strongly constructed with 32mm and 25mm round tube with frame colour options. Generous extra wide upholstered seat and back.



MZ05 - Heavy Duty Conference/ Visitor Cantilever Chair

Ø25mm x 2mm gauge



MZ07 - Heavy Duty Conference/ Visitor 4 Legged Chair

Ø25mm x 1.5mm gauge

Code	Overall Height	Overall Width	Overall Depth	Seat Height	Seat Width	Seat Depth
MZ04	880-1010mm	660mm	660mm	460-590mm	480mm	480mm
MZ05	830mm	530mm	570mm	470mm	480mm	470mm
MZ06	830mm	530mm	570mm	470mm	480mm	470mm
MZ07	830mm	530mm	570mm	470mm	480mm	470mm
MZ08	830mm	530mm	570mm	470mm	480mm	470mm



MZ07 - available with an optional Writing Tablet



MZ08 - Heavy Duty Conference/Visitor Armchair  
Ø25mm x 1.5mm gauge



MZ06 - Heavy Duty Conference/ Visitor Cantilever Armchair  
Ø25mm x 2mm gauge

# Conference/Visitor Chairs

## Traditional Side Stacking Chair

Our immensely heavy duty upholstered chairs have an extra strong 25mm frame and offers outstanding value for money. The strength of the chairs make them suitable for heavy use areas.

They stack 5 high. Available as a side chair, armchair and lecture chair with left or right hand writing tablet.



Code	Overall Height	Overall Width	Overall Depth	Seat Height	Seat Width	Seat Depth
R2	780mm	480mm	490mm	470mm	440mm	440mm
R2A	780mm	570mm	490mm	470mm	440mm	440mm

## Chrome Cantilever Chair

Our Chrome Cantilever chairs are suitable for meetings and conferences or simply as a side chair. The chairs stack up to 4 high, giving flexibility and storage options. The Chrome Cantilever frame gently rocks giving a higher degree of comfort and better floor protection than a four leg chair.

Code	Overall Height	Overall Width	Overall Depth	Seat Height
603	870mm	460mm	480mm	470mm
604	870mm	630mm	480mm	470mm

Available with Chrome Plated or Chrome Effect Frame.



603 - Cantilever Chrome Stacking Chair



604 - Cantilever Chrome Stacking Chair with Arms

# Conference/Visitor Chairs

## Folding Chairs

The 182 Folding Chairs are offered in various colours. Frames are made from 19mm diameter 1.5mm thick steel tube and rear and front legs have braces to provide stability for indoor and outdoor use. Options of a seat and back pads for extra comfort, and linking can be added to the chair. The 172 version has all the same qualities as the 182 but with the added comfort of a fan back.



182



172



HHT - High hanging  
3 bay trolley



LHT - Low  
hanging trolley



# Conference/Visitor Chairs

## Folding Chairs

The 2600 and 2700 folding chairs are comfortable and strong. Available in a range of colour combinations these chairs can be easily folded and stacked on a range of trolleys.



## Folding Table

A folding table provides a variety of solutions in a variety of places: Lobbies, Meeting spots, Conference rooms, Indoor & Outdoor parties. Our high standard tables are designed to move easily so that space can be flexibly reconfigured.

Code	Height	Width	Depth
ADV-12CFT	715mm	1200mm	600mm
ADV-16CFT	715mm	1600mm	800mm

Available with Chrome frame only.





# Function Chairs

## The Royal Range

The Royal Range is available in a full range of fabric finishes. The chair has the square back of the original American Banquet chair and is made from 19mm square (1.5mm gauge) tube - still a very popular model for conference and function seating. The standard seat pad with generous 60mm deep cushion gives an extremely comfortable seat. This range of chairs are available in varying heights and widths as shown in the tables on these pages. It is stackable up to 10 high and stacks are easily handled with the Chair Trolley. Chairs can be made to link and meet the most demanding fire and strength tests as required.

R1DLX - Royal Compact  
Narrow 360mm seat width, available with  
Deluxe or Domed seat options



R1+ DLX Deluxe Seat



### Frame Shell Colours

Black	Textured Black
Gold	Silver Hammer
Light Grey	Antique Copper Hammer
Textured Dark Grey	Gold Hammer
Textured Silver	Chrome Silver

DO - Domed Seat  
DLX - Deluxe Seat  
W - Waterfall Seat  
A - Arms

R1+DLX-A  
Deluxe Seat-Armchair



Top Bar Link



Tubular Link



Link clip

Code	Overall Height	Overall Width	Overall Depth	Seat Height	Seat Width	Seat Depth
R1	855mm	405mm	500mm	470mm	360mm	565mm
R1+	840mm	445mm	530mm	470mm	410mm	370mm
R1+A	840mm	585mm	530mm	470mm	410mm	370mm

# Function Chairs



R1+DO Stack - Dome Seat



R59DLX - Deluxe Seat



R59+2DLX - Deluxe Seat



Top Bar Link



Tubular Link



Link clip

DO - Domed Seat  
DLX - Deluxe Seat  
W - Waterfall Seat  
A - Arms

Code	Overall Height	Overall Width	Overall Depth	Seat Height	Seat Width	Seat Depth
R59	855mm	445mm	540mm	470mm	410mm	415mm
R59 +2	855mm	490mm	540mm	590mm	455mm	590mm



ECT - Chair removal trolley

# Function Chairs

## The Coronet Range

The very attractive round backed Coronet is available with a Deluxe, Dome or Waterfall seat. The chairs combine comfort and elegance. The chair is also available in several height and width options as shown in the table opposite. Further options of a writing table, linking and floor plates are available. The chairs are stackable up to 10 high and can be easily moved with one of our chair trolleys.



RC1DLX Coronet Deluxe Seat



CRT - Chair Trolley (shown with RC1DLX)



RC1-W Coronet Waterfall Seat



Top Bar Link



Tubular Link



Link clip

# Function Chairs

## The Coronet Range

RC1DO Coronet Dome Seat



Optional Writing Tablet

### Frame Shell Colours

Black	Textured Black
Gold	Silver Hammer
Light Grey	Antique Copper Hammer
Textured Dark Grey	Gold Hammer
Textured Silver	Chrome Silver

DO - Domed Seat  
DLX - Deluxe Seat  
W - Waterfall Seat  
A - Arms

RC1-W-HB Coronet Waterfall Seat High Back



Top Bar Link



Tubular Link



Link clip

Code	Overall Height	Overall Width	Overall Depth	Seat Height	Seat Width	Seat Depth
RC1	860mm	445mm	575mm	470mm	410mm	370mm
RC1HB	870mm	445mm	575mm	470mm	410mm	370mm



# Function Chairs

## The Consort

The Consort and the Medallion offer alternative back designs to complete our range of steel framed stacking function chairs. These models make ideal restaurant seats and are available with a full range of fabric finishes. Available with Dome, Deluxe and Waterfall seat options.



No visible back fixtures

RC8 Consort

## The Y-Back Chair

The Y-Back chair is an stylish alternative to the Coronet banquetting chair.

## The Taj Mahal

A very attractive chair, it is ideal for conference or function and is a very popular dining chair. Alternative back shapes can be accommodated within the standard frame. Available with Dome, Deluxe and Waterfall seat options.

## The Mitre

The high back Mitre is ideal for conference and function areas and is very popular as a dining chair. The shaped handhold and good stacking (10 high) makes handling easy. Available with Dome, Deluxe and Waterfall seat options.



RC1-YB Coronet Deluxe Seat Y-Back

Code	Overall Height	Overall Width	Overall Depth	Seat Height	Seat Width	Seat Depth
RC8	865mm	540mm	440mm	475mm	360mm	405mm
RC1-YB	860mm	445mm	575mm	470mm	410mm	370mm
RTM	875mm	530mm	440mm	470mm	360mm	405mm
RMI	860mm	445mm	575mm	470mm	410mm	370mm

### Frame Shell Colours

Black	Textured Black
Gold	Silver Hammer
Light Grey	Antique Copper Hammer
Textured Dark Grey	Gold Hammer
Textured Silver	Chrome Silver

DO - Domed Seat  
DLX - Deluxe Seat  
W - Waterfall Seat  
A - Arms



RMIDOMitre



RTMDLXTaj Mahal

# Function Chairs

## Aluminium

The 25mm Aluminium square section frame reduces the weight of the chair by over 25% compared to our steel framed chairs without any significant loss of strength. Standard Royal, Coronet and Consort models are offered on lightweight frames.

Code	Overall Height	Overall Width	Overall Depth	Seat Height	Seat Width	Seat Depth
RC1-AL	860mm	445mm	575mm	470mm	410mm	370mm
RC8-AL	865mm	540mm	440mm	475mm	360mm	405mm
R1+AL	855mm	405mm	500mm	470mm	360mm	365mm






## Folding Tables & Benches

### The Economy Range


This low cost range is available in a limited choice of 4 Laminate colours: Durham Oak, Walnut, Grey and Vanilla. Available in 6 sizes. Adult Tables - 698mm high, Adult Benches - 432mm high.

The Economy Range is made to stringent quality procedures but limited choice enables price reductions.

\* Bench Skate available on request - A5001



#### Laminated Table Top Colours



#### Table Dimensions

Economy	Width	Depth
E/DC4	915mm	610mm
E/DB4	915mm	685mm
E/CC4	1220mm	610mm
E/CB4	1220mm	685mm
E/AC4	1830mm	610mm
E/AB4	1830mm	685mm

#### Bench Dimensions

Economy	Width	Depth
E/CF4	1220mm	254mm
E/AF4	1830mm	254mm



Adult table - 698mm high



# Tables & Benches

## Core Range






Our new furniture range for social areas. Core sled base Tables and Benches have great stability. The range comes in 3 sizes as standard, with a wide range of colour options.

The Benches will slide underneath the table to create space. Table tops and Benches are available in 18mm and 25mm MDF Laminated finishes (18mm supplied as standard).

Further edge options of 2mm PVC in various colours, and Spray PU in Charcoal, Grey and Blue. Core offers an exciting new range of furniture for breakout areas.

Code	Description	Width	Depth
CORE200	Sled Base Table	1200mm	750mm
CORE201	Sled Base Table	1800mm	750mm
CORE202	Sled Base Table	2400mm	750mm
CORE203	Sled Base Bench	1000mm	300mm
CORE204	Sled Base Bench	1600mm	300mm
CORE205	Sled Base Bench	2200mm	300mm

### Laminated Table Top Colours

	
Maple	Oak
	
Beech	Light Grey
	
Dark Grey	












# Tables & Benches

## Core Range

### Frame Colours

	
Light Grey	Chrome Silver
	
Textured Silver	Dark Grey
	
Black	Charcoal
	
White	



# Folding Tables & Benches

## The Contour Range

The Contour range of folding tables are the lightest and most popular style of folding tables to be found. Constructed from aluminium with a wipe-clean laminated top, the tables fold flat for storage and can easily be carried. This low cost range is available in a limited choice of 15 Laminated colours. Available in two heights; Adult Tables - 698mm, Infant Tables - 584mm, Adult Benches - 432mm, Infant Benches - 381mm.



A2501 - Large Trolley. Holds up to 14 folding tables

### Laminated Table Top Colours

Black	White
Red	Paradiso
Yellow	Heather
Green	Sparta
Pastel Blue	Lime
Maple	Oak
Teak	Beech
Grey Dots	Ailsa Grey



Available with Polished Aluminium frame only

### Table Dimensions

Contour	Width	Depth
C/DC2	915mm	610mm
C/DB2	915mm	685mm
C/DA2	915mm	760mm
C/CC2	1220mm	610mm
C/CB2	1220mm	685mm
C/CA2	1220mm	760mm
C/BC2	1525mm	610mm
C/BB2	1525mm	685mm
C/BA2	1525mm	760mm
C/AC2	1830mm	610mm
C/AB2	1830mm	685mm
C/AA2	1830mm	760mm

### Bench Dimensions

Contour	Width	Depth
C/CF2	1220mm	254mm
C/BF2	1520mm	254mm
C/AF2	1830mm	254mm

### Table Dimensions

Code	Diameter
RD/CL40	1220mm
RD/BL40	1525mm



RD/BL40



A9001 - Fast Fold Tool for speedy folding of tables

331320 - Roma Maple Stool



331265 - Pelon Maple Bar Stool



## Bistro Seating

A range of Bistro / Cafe seating, from bar stools to chairs. Maple polished veneer shells, with chrome 4 legged frames.

Code	Height	Width	Depth	Seat Height
331265	1005mm	415mm	440mm	700mm
331260	835mm	490mm	495mm	450mm
331320	1090mm	495mm	535mm	752mm
331315	835mm	480mm	495mm	445mm

331315 - Roma Maple Side Chair



331260 - Pelon Maple Side Stacking Chair



# Bistro Seating

The Bistro Chair, based on a classic design, these chairs come complete with chrome steel based and are available in either Maple Veneer or Polished Natural plywood shell. Choose from 2 styles.



331366 - Torino Plus Chair Polished Natural



331254 - Mile Chair Maple Veneer



Polished Natural



ADV-CP1000 Aluminium Base  
Laminated Top with MDF edge.

## Chair Dimensions

Code	Height	Width	Depth	Seat Height
331254	850mm	500mm	510mm	455mm
331366	795mm	500mm	510mm	450mm

## Table Dimensions


Code	Height	Diameter
ADV-CP800	710mm	800mm
ADV-CP1000	710mm	1000mm
ADV-CP1200	710mm	1200mm



# Fast Food

## 4 Seater Single & Double Entry Units

The fast food units are constructed on a 50mm frame. The table tops are 25mm self edged with rounded corners for easy entry. Depending on how you would like the units, they can be made to have access from both sides for a central position or from one side for locating against walls. A variety of seat styles are available and the units can be 2, 4 or 6 seater. The units can be floor fixed.



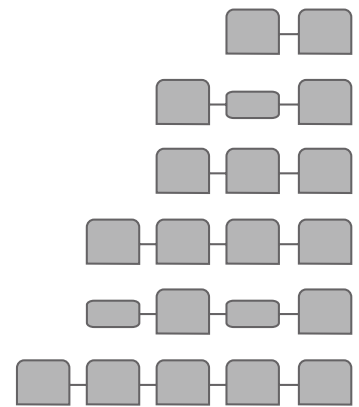


# Beam Seating

## Geo

These beam poly units are designed for reception and waiting areas. The robust steel construction supports the poly shells and tables.

There are a myriad of configurations of two, three and four unit beams. Also available with seat pads. The beam units can be made up of just seats or a combination of seats and tables.



# Fabric Samples

## Swatch Range A: Advantage

BS EN 1021 - 1:2006 / BS EN 1021 - 2:2006 / BS 7176:2007 Low Hazard



## Swatch Range A: Xtreme

BS EN 1021 - 1:2006 / BS EN 1021 - 2:2006 / BS 7176:2007 Low Hazard / BS 7176:2007 Medium Hazard / BS 5852 Section 4 Ignition Source 5



Due to the limitations involved in the printing process, these colours are intended for use as a guide only. Please request a fabric sample for an accurate representation of colours when placing an order. Colours shown are a sample of the full ranges - other colours are available on request.



## Swatch Range B: Main Line Plus

BS EN 1021 - 1:2006 / BS EN 1021 - 2:2006 / BS 7176:2007 Low Hazard / BS 5852:2006 Section 4 Ignition Source 5 / BS 7176:2007 Medium Hazard



## Swatch Range B: Figaro

BS EN 1021 - 1:2006 / BS EN 1021 - 2:2006 / BS 7176:2007 Low Hazard / BS 7176:2007 Medium Hazard







## ▶ **Head Office: Southern Depot**

▶ Marsh Road | Lords Meadow Trading Estate | Crediton | Devon | EX17 1EU  
Sales: Tel:01363 775411 | Fax: 01363 772467

## ▶ **Northern Depot**

Unit 4 Heathfield Business Park | Heathfield Street | Elland Halifax | Yorkshire | HX5 9AE  
Sales: Tel:01422 311276 | Fax:01422 311278

▶ [www.universalofficesolutions.co.uk](http://www.universalofficesolutions.co.uk) ▶ **Email:** [sales@uosltd.co.uk](mailto:sales@uosltd.co.uk)