

 **Universal Office Solutions**

your complete office solution...



# Trumpet Modern Boardroom Tables

design ► supply ► deliver ► install

# Boardroom Tables

Boardroom tables provide modern executives with the distinctive impression of quality, precision & strength that makes a bold, visual statement in any boardroom. Table tops are designed to incorporate power and data capabilities, embracing the latest technology so you can break away from the predictable, old fashioned conference rooms and create new dimensions in boardroom design.







# Trumpet Base

## BOARDROOM TABLES

Our trumpet base tables are a modern solution for any boardroom featuring a robust, weighted circular base available in silver, white or chrome that offers the ultimate in strength and durability. Curved and straight table tops are available in a choice of five colour finishes to present your company in the best possible way, whether the need calls for impromptu meetings or creative collaboration.



## Finish

### OPTIONS

### Tops

BEECH (B)  
STOCKED



OAK (O)  
STOCKED



WHITE (WH)  
STOCKED



GREY OAK (GO)  
MTO



WALNUT (W)  
MTO



### Bases

CHROME (C)



SILVER (S)



WHITE (WH)





# Trumpet Base - Boardroom Tables

Rectangular Boardroom Tables



CODE	W	D	H
<b>TB18</b>	1800	1000	725
<b>TB20</b>	2000	1000	725



- Rectangular tables 1000mm with 25mm tops & impact resistant ABS edging
- Additional modular extensions enable a variety of configurations

Radial End Boardroom Table



CODE	W	D	H
<b>TB24</b>	2400	1000	725



- Radial end table 1000mm with 25mm tops & impact resistant ABS edging
- Curved table top with steel trumpet base weighted for stability

Circular Boardroom Table



CODE	W	D	H
<b>TB10C</b>	1000	1000	725



- Circular tables with 25mm tops & impact resistant ABS edging
- Free standing table 1000mm with 680mm diameter, weighted trumpet base

Circular Boardroom Table



CODE	W	D	H
<b>TB12C</b>	1200	1200	725



- Circular tables with 25mm tops & impact resistant ABS edging
- Free standing table 1200mm with 680mm diameter, weighted trumpet base

Radial Extension Table



CODE	W	D	H
<b>TB10D</b>	1000	1000	725



- Radial end extension table with 25mm tops & impact resistant ABS edging
- To be used together with the rectangular boardroom table and square extensions

Square Extension Table



CODE	W	D	H
<b>TB10</b>	1000	1000	725



- Square extension table 1000mm with 25mm tops & impact resistant ABS edging
- Can be used as a stand alone table or as a table extension



Chrome frame (C) Silver frame (S) White frame (WH) Beech (B) Stocked Oak (O) Stocked White (WH) Stocked Grey Oak (GO) MTO Walnut (W) MTO

Please add frame finish followed by table top colour when ordering e.g. **TB10** with Silver frame and Oak top = **TB10-S-O**

# Trumpet Base

## Rectangular Boardroom Table



CODE	W	D	H	Cutout
<b>TB18-CO</b>	1800	1000	725	272 x 132

- Rectangular tables 1000mm with 272 x 132mm central cutout for power units
- Additional modular extensions enable a variety of configurations

## Rectangular Boardroom Table



CODE	W	D	H	Cutout
<b>TB20-CO</b>	2000	1000	725	272 x 132

- Rectangular tables 1000mm with 272 x 132mm central cutout for power units
- Additional modular extensions enable a variety of configurations


## Radial End Boardroom Table




CODE	W	D	H	Cutout
<b>TB24-CO</b>	2400	1000	725	272 x 132

- Radial end table 1000mm with 272 x 132mm central cutout for power units
- Curved table top with steel trumpet base weighted for stability

### Stocked Finishes



### Made-to-Order Finishes



### Frame Finishes



Add frame and top colour e.g. **TB10** with White frame and Grey Oak top = **TB10-WH-GO**

# Power Modules

Boardroom table tops with the suffix '-CO' are supplied with rectangular cutouts 272mm x 132mm routed into the tops in a central position on the Trumpet Base range of boardroom and meeting tables.

A 272mm x 132mm rectangular cutout is the ideal size for the following Aero, Eclipse or Tholus power modules. The power modules can then be dropped into position, with cables hard-wired into them which feed down to the floor.



## Aero - APD2PINF/1S/1D/1T-K

2 x UK sockets, 1 x RJ45 socket, 1 x USB fast charge (A&C connectors)



## Eclipse - ENDD1

2 x UK sockets, 1 x USB fast charge (A&C connectors)



## Tholus - THL-2

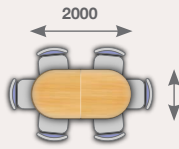
4 x UK sockets, 2 x USB fast charge (A&C connectors)  
1 x RJ45 socket, 1 x HDMI socket



## Seating Guide



1 x **TB12C**  
Seats 4 people



2 x **TB10D**  
Seats 6 people



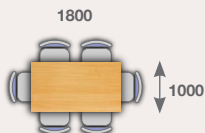
1 x **TB10**  
Seats 4 people



1 x **TB20**  
Seats 8 people



2 x **TB10D**, 1 x **TB20**  
Seats 10 people



1 x **TB18**  
Seats 6 people



1 x **TB24**  
Seats 8 people



2 x **TB10D**, 3 x **TB10**  
Seats 12 people





### ▶ **Head Office: Southern Depot**

▶ Marsh Road | Lords Meadow Trading Estate | Crediton | Devon | EX17 1EU  
Sales: Tel:01363 775411 | Fax: 01363 772467

### ▶ **Northern Depot**

Unit 4 Heathfield Business Park | Heathfield Street | Elland Halifax | Yorkshire | HX5 9AE  
Sales: Tel:01422 311276 | Fax:01422 311278

▶ [www.universalofficesolutions.co.uk](http://www.universalofficesolutions.co.uk) ▶ **Email:** [sales@uosltd.co.uk](mailto:sales@uosltd.co.uk)