




Universal Office Solutions

your complete office solution...



Connex Modular Bench Desking

design ▶ supply ▶ deliver ▶ install

Connex

Connex bench desking is based on one principle – simplicity. With its clean lines and elegant form, Connex offers a choice of classic tried and tested configurations from a single desk to hundreds of workstations in a wide variety of sizes to fit any office space. The legs can be shared between bench clusters, which not only look aesthetically pleasing, but save space and decrease costs, whilst incorporating very effective cable management.





Connex

MODULAR BENCH DESKING



Straight desktops with
2 cable access ports

Fabric screens
See page 153

Silver or white
leg frames

Sway chair
See page 307

Finish OPTIONS

Tops

BEECH (B)



GREY OAK (GO)



OAK (O)



WALNUT (W)



WHITE (WH)



Frames

SILVER (S)



WHITE (WH)





Details & ACCESSORIES



Desktops with cable access ports to feed plugs and cables through



Bench desk system with shared, recessed legs for runs of desks

Cable tray and vertical risers to ensure complete cable control



Mitred frame for added strength




Square steel framework for enhanced stability

Styles

STRAIGHT

BACK-TO-BACK



Connex - Desks

Straight Single Desk



CODE	W	D	H
CO128	1200	800	725
CO148	1400	800	725
CO168	1600	800	725



- Single straight desks 800mm deep with two cable access ports
- Rectangular steel framework in silver or white with excellent strength & stability

Back To Back Desks




CODE	W	D	H
CO1216	1200	1600	725
CO1416	1400	1600	725
CO1616	1600	1600	725

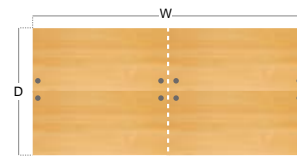


- Two straight 800mm deep desks back-to-back, both with two cable access ports
- Extended rectangular steel framework in silver or white for added strength & stability

Double Back To Back Desks




CODE	W	D	H
CO2416	2400	1600	725
CO2816	2800	1600	725
CO3216	3200	1600	725



- Four straight 800mm deep desks in a double back-to-back bench desk configuration
- Legs are shared between desk clusters with a recessed centre leg support to save space and costs

Triple Back To Back Desks



CODE	W	D	H
CO3616	3600	1600	725
CO4216	4200	1600	725
CO4816	4800	1600	725



- Six straight 800mm deep desks in a triple back-to-back bench desk configuration
- Legs are shared between desk clusters with two recessed centre leg supports to save space and costs



Silver (S)



White (WH)



Beech (B)



Grey Oak (GO)



Oak (O)



Walnut (W)



White (WH)

Please add frame finish followed by desktop colour when ordering eg. CO168 with White frame in Oak = CO168-WH-O

Connex - Starter & Add-on Desks

Add-on Unit Single



CODE	W	D	H
CO128-AB	1200	800	725
CO148-AB	1400	800	725
CO168-AB	1600	800	725

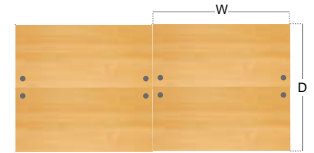


- Single straight desk add-on unit 800mm deep, supplied with a recessed centre leg
- Recessed leg is positioned in the centre of the bench desks

Add-on Units Back To Back



CODE	W	D	H
CO1216-AB	1200	1600	725
CO1416-AB	1400	1600	725
CO1616-AB	1600	1600	725



- Two straight 800mm deep desk add-on units back-to-back, supplied with a centre leg
- Recessed leg is positioned in the centre of the bench desks and can be extended

Start simple Then Connex add-on units!

Offering choice is essential when creating a space for an agile workforce, and Connex's clever design and versatile components help you to do more with less.

Each bench desk configuration starts with a starter unit – which can be back-to-back desks, double back-to-back desks, or triple back-to-back desks (show small images). Choose your starter unit width, depth and colour



Cable trays
Central drop down cable trays for easy cable management

Mass cable riser
Manages all the cables from the desk to the floor

Beam
Steel legs and framework for enhanced strength and stability



Silver (S)



White (WH)



Beech (B)



Grey Oak (GO)



Oak (O)



Walnut (W)




White (WH)

Please add frame finish followed by desktop colour when ordering eg. CO128-AB with Silver frame in Beech = CO128-AB-S-B

Connex - Cable Management

Single Cable Tray




- Shown front and back



CODE	W	D	H
COU12SCT	1000	75	50
COU14SCT	1200	75	50
COU16SCT	1400	75	50

- Cable management tray to use on single straight desks
- Positioned under the desk so cables are out of the way but easily accessible

Double Cable Tray



CODE	W	D	H
COU12DCT	1000	300	100
COU14DCT	1200	300	100
COU16DCT	1400	300	100

- Shared cable tray which sits central to two back-to-back desks
- Cables can run between two trays for effective cable management



Vertical Cable Riser



CODE	W	D	H
COUEDCR	450	50	700

- Fits between recessed centre leg supports to allow cables to rise from the floor
- Front panel can be removed quickly and easily to gain access to wires



Silver (S)



White (WH)

Products available in Silver and White





▶ Head Office: Southern Depot

▶ Marsh Road | Lords Meadow Trading Estate | CREDITON | Devon | EX17 1EU
Sales: Tel: 01363 775411 | Fax: 01363 772467

▶ Northern Depot

Unit 4 Heathfield Business Park | Heathfield Street | Elland Halifax | Yorkshire | HX5 9AE
Sales: Tel: 01422 311276 | Fax: 01422 311278

▶ www.universalofficesolutions.co.uk ▶ Email: sales@uosltd.co.uk