






Full Wire Mesh Lockers Configuration

supply ► deliver ► install

Full Wire Mesh Lockers

(Available with Hasp and Staple Only)



Single Door- Nest of Two

Two Compartments (One per side)

Ideal for 2 people

Two Pad Locks required



Double Door- Nest of Two

Four Compartments (Two per side)

Ideal for 4 people

Four Pad Locks required



Three Door- Nest of Two

Six Compartments (Three per side)

Ideal for 6 people

Six Pad Locks required



Four Door- Nest of Two

Eight Compartments (Four per side)

Ideal for 8 people

Eight Pad Locks required

